

**Jaarverslag
Urologie 2021
Antoni van Leeuwenhoek**



Urologen

In 2021 had de afdeling Urologie een relatief jonge staf van 10 Urologen, 6 daarvan onder de 45 jaar. Alle Urologen continueerden hun persoonlijke focus op een onderdeel binnen de Uro-oncologie. Door de Corona pandemie waren nog steeds de meeste groepsbijeenkomsten en congressen alleen virtueel mogelijk en was er meer ruimte voor thuiswerken. Vrijwel alle grote live-congressen werden afgezegd of omgezet naar een virtuele meeting. Eenieder maakte ook deel uit van verschillende commissies binnen het AVL. Axel Bex en Ton Roeleveld hadden naast hun aanstelling in het AVL ook een aanstelling elders.



Henk van der Poel (vakgroepshoofd)



Axel Bex



Oscar Brouwer



Niels Graafland



Kees Hendricksen



Maaïke van de Kamp



Pim van Leeuwen



Bas van Rhijn (opleider)



Melianthe Nicolai



Ton Roeleveld



Esther Wit

Verpleegkundig specialisten

Binnen de afdeling waren 7 verpleegkundig specialisten (VS-ers) actief waarvan 2 in opleiding. 2 VS-ers verlieten ons voor een uitdaging elders. Hiervoor in de plaats werden nieuwe VS-ers geworven waarvan er inmiddels 1 al is gestart met de opleiding en de ander in de loop van 2022 met haar opleiding zal beginnen. Ook in 2021 heeft Jolien van Kesteren samen met Uroloog Pim van Leeuwen, veel werk verricht voor het centrum van vroegdiagnostiek (CVV) waar onder meer de vroegdiagnostiek naar prostaatkanker, vanuit het AVL zal worden ondergebracht.



Zarin Afzali



Jolanda Bloos



Inge Cox



Jolien van Kesteren



Erik van Muilekom



Eleonora Stuurman



Corinne Tillier



Jeroen Visser

Polikliniek

Door de corona crisis werden er in 2021 zoveel mogelijk telefonische controles gedaan en werden veel patienten-controles omgezet van een VE-controle naar een BE-controle. In totaal werden 23032 patienten contacten uitgevoerd op de polikliniek. Hiervan waren er 1642 nieuwe patienten, 354 nieuw-specialisme patienten binnen AvL, 5342 vervolg controles en 13446 telefonische consulten.

Multidisciplinair overleg (MDO)

In 2021 werden de volgende MDO's gehouden; Op maandag MDO-nier, overleg met OLVG en AMC, MDO-urinewegen, waar samen met de interventie radiologen casussen met problemen van de urinewegen werden besproken; Op dinsdag MDO Uro-oncologie en MDO-prostaatkanker. Op donderdag MDO-prostaatkanker, MDO salvage prostaatkanker en MDO-testiskanker. Tijdens de MDO's werden patienten multidisciplinair besproken. In 2021

was het nog steeds mogelijk om via teams in de MDO's in te loggen en zo mee te discussiëren. In de MDO's nierkanker op maandagochtend participeerden ook artsen en verpleegkundigen vanuit het OLVG en AUMC die hun eigen patiënten in het MDO inbrachten. In totaal werden 2419 patienten op MDO's besproken.

Teleconference multidisciplinair overleg met andere klinieken

In 2021 werden met 6 klinieken standaard multidisciplinaire overleg momenten gehouden via Teleconference. Vanuit het AVL was steeds in ieder geval een uroloog, maar vaak ook een radiotherapeut en medisch oncoloog aanwezig. Op maandag was dat met OLVG en AUMC (niercarcinoom) en het St Jansdal Ziekenhuis, dinsdag met het OLVG (blaascarcinoom), woensdag met het Rode Kruis ziekenhuis, donderdag met het OLVG (prostaatacarcinoom) en het Spaarne Ziekenhuis en vrijdag met de NW-ziekenhuis groep. In vergelijking met 2020 is het aantal patienten dat werd besproken met 1.4% gestegen (**Tabel 1**).

Tabel 1. Patienten besproken in MDOs met de verschillende ziekenhuizen van 2017 tot en met 2021.							Totaal
		2017	2018	2019	2020	2021	
ziekenhuis	VU Medisch Centrum, Amsterdam	0	0	1	1	0	2
	Academisch Ziekenhuis Maastricht	0	4	0	0	0	4
	Academisch Medisch Centrum Amsterdam	0	209	268	257	0	734
	Amsterdam University Medical Centers					223	223
	UMCU, Utrecht	413	456	319	0	0	1188
	Medisch Centrum Alkmaar	306	398	543	432	477	2156
	Onze Lieve Vrouwe Gasthuis	462	572	680	644	593	2951
	Rode Kruis Ziekenhuis	0	0	0	145	125	270
	Spaarne Ziekenhuis, locatie Hoofddorp	0	0	0	422	575	997
	Ziekenhuis St. Jansdal	209	318	442	515	456	1940
Totaal	1390	1957	2253	2416	2449	10465	

De verdeling van besproken ziektebeelden is weergegeven in **tabel 2**. Er was met name een toename in het aantal besproken patienten met blaas of prostaatacarcinoom.

Tabel 2. Tumor typen van op MDO besproken patienten van 2017 tot en met 2021.							Total
		2017	2018	2019	2020	2021	
cancer type	onbekend	572	663	309	135	64	1743
	PCA	287	532	854	1126	1219	4018
	TCC	183	223	262	353	399	1420
	RCC	208	401	632	623	603	2467
	testis	87	96	134	121	118	556
	penis	6	5	12	6	5	34
	UTTC	47	37	50	52	41	227
Total	1390	1957	2253	2416	2449	10465	

Verpleegafdeling Afdeling

In 2021 werden voor de urologie 1947 opnames op de verpleegafdelingen gedaan (1442 perioperatief, 505 observatie of chemotherapie gerelateerde opnames). In 2020 waren dit er 1506 en in 2019 waren dit er 1452). De meeste opnames vonden plaats op de 6^{de} etage. De ANIOS-stage urologie was ingedeeld in blokken van 3 weken voor de continuïteit van de zorg. Daarnaast draaiden de urologen mee in het onderwijs voor alle ANIOS van het HOD. Ook in 2021 was een ziekenhuisarts (Michelle Kint) actief voor de continuïteit van de medisch zorg op de afdeling waarbij zij de ANIOS superviseerde.

Onderzoek en Behandelcentrum (OBC)

Alle urologen waren actief op het OBC. In 2021 werden 2262 verrichtingen op het OBC gedaan waarvan 1667 cystoscopieën. In 2020 waren dit 2184 verrichtingen waarvan 1485 cystoscopieën (**tabel 4 a+b**).

Tabel 4a. *Verrichtingen op OBC in 2021.*

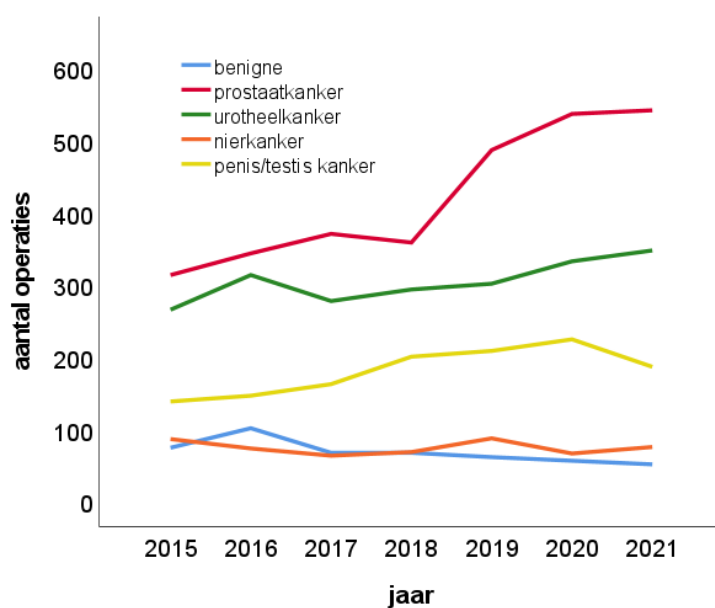
Verrichting	Aantal verrichtingen
Andere verrichtingen	3
Catheter a demeure inbrengen	2
Catheter a demeure verwisselen	57
Circumcisie	15
Cysto. flex. +dubbel .J verwijderen	38
Cysto. flex.+ureterstent dub.J.wissel+C-boog	76
Cysto. flex.+ureterstent enkel.J. wissel +C-boog	1
Cysto. flex+ureterstent dub.J.inbrengen+C-boog	3
Cystoscopie blaaspad	288
Cystoscopie flex. + lipiodol	15
Cystoscopie flexibel	1214
Echo prostaat met biopsie	322
Excisie	6
Flexible cystoscopie met coagulatie/diathermie	26
Flexible cystoscopie met laser	1
Herhalingsconsult	9
Penis biopt zonder laser	13
penis laseren met biopten	43
Sentinel node prostaat	19
Supra-pubische catheter inbrengen	3
Supra-pubische catheter verwijderen	2
Supra-pubische catheter wisselen	41
HIVEC Blaasspoeling	42
Cystoscopie + TAR plaatsing/verwijdering	1
cystoscopie flex.+ C-boog	2
Singel-J wissel	5
Testisbioptie	3
Blaasspoeling	7
Cysto flex.+blaasspoeling	1
Cysto. flex.+ureterstent enkel.J. inbr.+C-boog	1
Injecties	1
Dilatatie urethra	1
Echo blaas	1

Tabel 4b. Blaasspoelingen voor blaaskanker

					totaal
	2017	2018	2019	2020	
HIVEC blaasspoeling	119	86	103	194	502
Blaasspoeling	454	407	474	417	1752
totaal	573	493	577	611	2254

Operatiekamers

In 2021 werden in totaal 1230 urologische ingrepen in het AVL werden verricht (**tabel 5**). Naast operaties op locatie AVL vonden ook ingrepen plaats in de academische ziekenhuizen Utrecht, Leiden en AUMC. In **fig. 2** een overzicht van de aantallen operatieve verrichtingen per tumortype van 2015-2021.

Fig. 2. Aantallen urologische operatieve verrichtingen 2015-2021.

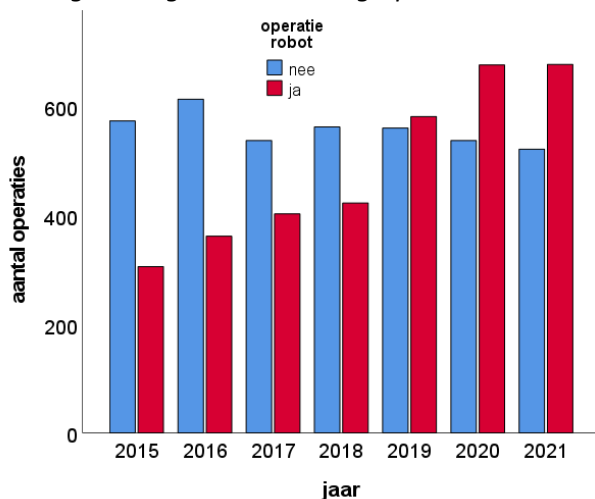
Tabel 5. Operatieve urologische (hoofd)verrichtingen in 2021 in het AVL.

	aantal verrichtingen
<Blaas-Prostaat res. + Bricker, open	13
<Blaashalsresectie, TUR	7
<Blaasres. tot. + Bricker, open	8
<Blaasres. tot. + Bricker, robot XI	57
<Blaasres. tot. + Neoblaas, robot SI	1
<Blaasres. tot. + Neoblaas, robot XI	1
<Blaasresectie partieel, robot XI	3
<Blaastumoren, TUR	140
<Brachy blaas / Blaasimplantatie, robot XI	2
<Cystoscopie incl. biopt blaaswand	5
<Cystoscopie zonder biopt	2
<Exenteratie, totaal	4
<Exenteratie, voorste	6
<HIPEC	1
<Huid tumor (re-)exc., uitgebreid en oppervl.	1
<Hydro- of spermatocele (zonder liesbreuk)	2
<Klierdiss. kleine bekken GYN, robot XI	2
<Klierdiss. kleine bekken, robot SI (URO)	24
<Klierdiss. iliacaal/ kl. bekken/ RPLND, open	1
<Klierdiss. kleine bekken, robot XI (RPLND) (URO)	5
<Klierdiss. para-aortaal robot XI (RPLND) (URO)	1
<Klierdissectie inguinaal, open	6
<Klierdissectie para-aortaal, open	9
<Laparoscopie, diagnostisch incl. biopten	5
<Lithotrypsie	4
<Meatotomie	1
<Nefrectomie + tot. ureterectomie + blaashalsrec., robot XI	17
<Nefrectomie + tot. ureterectomie, open	4
<Nefrectomie abdominaal	14
<Nefrectomie partieel, robot XI	22
<Nefrectomie, robot XI	41
<OON, URO	15
<Orchidectomie, inguinaal, open	4
<Orchidectomie, scrotaal, open	1
<Penis amp. partieel met klierdiss. inguinaal	1
<Penis amputatie + SN lies	8
<Penis amputatie met klierdiss. inguinaal	1
<Penis amputatie, partieel of glans	56
<Penis amputatie, partieel of glans + SN	52
<Penis amputatie, totaal	6
<Penis correctie + reconstructie urethra	1
<Penis, laser CO2	20

<Prostaat, TUR	14
<Prostaatbiopsie	17
<Prostatectomie retzius, robot SI	14
<Prostatectomie retzius, robot SI + LND	7
<Prostatectomie retzius, robot XI (RALP)	1
<Prostatectomie retzius, robot XI + LND	2
<Prostatectomie, robot SI (RALP)	216
<Prostatectomie, robot SI + LND	174
<Prostatectomie, robot SI + SN	1
<Prostatectomie, robot XI (RALP)	22
<Prostatectomie, robot XI + LND	16
<Rectum, open, APR (+ AP) + reconstructie	1
<SN procedure, open	19
<SN procedure, robot SI (URO)	36
<SN procedure, robot XI (URO)	3
<SN procedure, scopisch	1
<Testisprothese implantatie	1
<Ureterimplantatie in darm, robot SI	3
<Ureterimplantatie in darm, robot XI	1
<Ureterorenoscopie (URS)	34
<Ureterstent wissel, scopisch	4
<Urethrectomie	2
<Urethrotomia interna à-vue, Sachse	20
<Urinestoma correctie.	4
<Voorsnijden lap	2
bloeding	1
JJ-stent	1
koorts / infectie / IV antibiotica	1
Nierfunctiestoornis / nierinsufficiëntie	1
NSK	1
Observatie chirurgie	3
Observatie interne geneeskunde overig	2
observatie uro	29
pijn / instellen pijnmedicatie	1
Pijnbestrijding	1
Total	1230

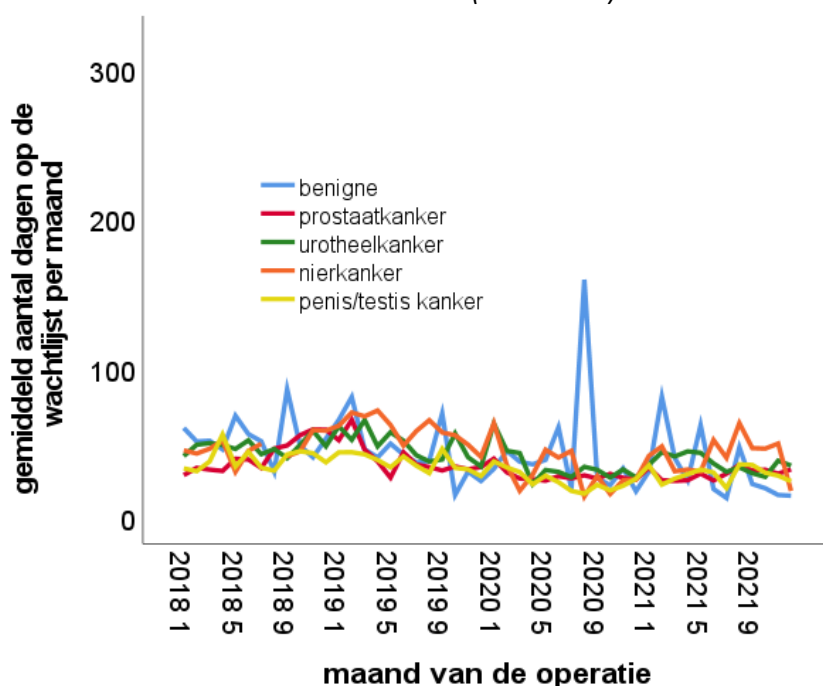
De afgelopen jaren is het aandeel van de operatieve ingrepen dat met de operatierobot werd uitgevoerd toegenomen (**fig.3**). Inmiddels worden de prostatectomie, cystectomie, (partiele) nefrectomie, klierdissectie, en brachytherapie van de blaas met de operatierobot uitgevoerd. Alle prostatectomieën die in 2021 werden verricht werden met de operatierobot uitgevoerd.

Fig.3. Verdeling robot-geassisteerde ingrepen en niet-robot-geassisteerde ingrepen



In de afgelopen jaren is de wachttijd tot OK voor de meeste ingrepen geleidelijk afgenomen (fig. 4). Wel was er in 2021 een schommeling in de wachttijd voor de nierkanker operaties, gedeeltelijk te verklaren door een studie waarbij patiënten voor de operatie worden voorbehandeld.

Fig. 4. Gemiddeld aantal dagen dat een patiënt op de wachtlijst stond per maand per tumortype (2018-2021).



Complicaties

In het EPD werden alle complicaties de afgelopen jaren systematisch bijgehouden (tabel 6). Per jaar werden deze in een aantal complicatiebesprekingen (4x) tegen het licht gehouden en werden er specifieke maatregelen genomen ter voorkoming van complicaties zoals aanpassing van het beleid rond antibioticaprofylaxe, rond prostaatbiopten en het

antistollingsbeleid, na een bekkenklierdissectie. Het percentage complicatie-vrije behandelingen was 79% en iets gedaald ten opzichte van 2020.

Tabel 6. Complicaties bij urologische patiënten in het AVL (2020-2021).

	2020	2021	totaal
Abces	10	17	27
Anemie waarvoor transfusie	0	2	2
Arritmie	5	3	8
Bloeding, overig	3	11	14
Braken	1	1	2
Cardiaal, overig	6	0	6
Chirurgisch, overig	2	2	4
Clostridium difficile colitis	1	1	2
Complicaties URO	0	1	1
Corpus alienum (achtergebleven)	0	1	1
CVA/TIA	2	0	2
Delier	4	7	11
Diarree	2	0	2
Diep veneuze trombose	0	2	2
Dundarm fistel	1	1	2
Fascie Dehiscentie / evisceratie	7	3	10
Gastrointestinale Bloeding	1	0	1
Geen complicatie	1414	1385	2799
Hartfalen	2	0	2
Hematoom wond	5	4	9
Hematurie	8	12	20
Hypertensie	0	1	1
Hypotensie	1	2	3
Ileus	13	25	38
Infectie centraal veneuze lijn	0	1	1
Infectie, overig	6	10	16
Koorts e.c.i.	9	7	16
Littekenbreuk	1	1	2
Long embolie	2	4	6
Lymphocele	1	5	6
Naadlekkage	0	1	1
Neurologisch, overig	1	5	6

Nierinsufficiëntie	6	12	18
Obstipatie	0	1	1
Oppervlakkige flebitis	1	0	1
Overig	7	26	33
Parastomale Hernia	1	0	1
Peroperatief, darmletsel	0	6	6
Peroperatief, ureterletsel	3	1	4
Peroperatief, vaatletsel	1	1	2
Pleuravocht	0	1	1
Pneumonie	5	3	8
Postoperatieve bloeding, niet	7	3	10
Psychische ziekte	0	1	1
Pulmonaal, overig	1	0	1
Pyelonephritis	1	7	8
Respiratoire insufficiëntie	1	4	5
Sepsis	1	5	6
Stoma Ischemie	0	1	1
Tromboembolisch, overig	2	2	4
Ureter obstructie	0	8	8
Urethra Strictuur	1	1	2
Urine Incontinentie	0	1	1
Urine lekkage	18	23	41
Urine retentie	15	22	37
Urineweg fistel	0	2	2
Urineweginfectie	31	37	68
Urogenitaal, overig	6	7	13
Urosepsis	9	23	32
Wond, Seroom	5	3	8
Wonddehiscentie	3	3	6
Wondinfectie	20	19	39
Zenuwshade	3	0	3
	1656	1738	3394
% geen complicatie	85,39	79,69	%

Onderwijs

In 2021 waren 5 assistenten in opleiding tot uroloog verbonden aan de afdeling en werkten 2 buitenlandse fellows op onze afdeling waarbij Oktay Ozman zijn robot chirurgie ERUS certificaat, voor de robot prostatectomie behaalde.



Laura Mertens



Heleen de Vries



Lucy Pellikaan



Judith Bosschieter



Matthijs Moll



Francesco Claps



Oktay Ozman

Aan de afdeling verbonden promovendi in 2021

In 2021 waren er 6 promovendi direct verbonden aan de afdeling urologie (Hilda de Barros, Sarah Einerhand, Hans Veerman, Hielke-Martijn de Vries, Anne-Claire Berrens, Marias Hagens). Daarnaast deden een aantal promovendi van andere afdelingen en ziekenhuizen wetenschappelijk onderzoek op de afdeling, onder meer vanuit het LUMC, UMCU en AUMC.



Hilda de Barros



Sarah Einerhand



Hans Veerman



Hielke-Martijn de Vries



Anne-Claire Berrens



Marias Hagens

Secretariaat

De afdeling werd ondersteund door 1 managementassistent en 2 medisch secretaresses.



Marja van Rijn Joke van der Veen Danielle Wierda

Wetenschap

Zie Scientific report NKI.

In 2022

Samenwerking


De fusie tussen voormalig AMC en VUMC, nu Amsterdam UMC (AUMC), zal in 2022 verder een belangrijke rol spelen in de netwerkvorming van de onco-urologische zorg in de regio. Nadat in 2021 alle prostatectomie procedures op locatie AvL werden uitgevoerd, is tevens een start gemaakt met de verplaatsing van een deel van de cystectomie procedures vanuit het AVL naar AUMC, locatie VUMc, voor 1 dag in de week. In 2022 zal verdere samenwerking op het gebied van blaaskanker worden uitgebouwd met een gezamenlijk MDO en inclusie van de patienten in studies op beide locaties.

Voor nierkanker zal het wekelijks MDO worden gecontinueerd waarbij ook andere regionale partners kunnen aansluiten.



Voor prostaat­kanker zorg zal worden geëxperimenteerd met de regionale samenwerking op gebied van radiotherapie en medische oncologie.

PROSTAATKANKERNETWERK NEDERLAND



Literatuurlijst 2021

Mottet N, van den Bergh RCN, Briers E, Van den Broeck T, Cumberbatch MG, De Santis M, Fanti S, Fossati N, Gandaglia G, Gillessen S, Grivas N, Grummet J, Henry AM, van der Kwast TH, Lam TB, Lardas M, Liew M, Mason MD, Moris L, Oprea-Lager DE, van der Poel HG, Rouvière O, Schoots IG, Tilki D, Wiegel T, Willemse PM, Cornford P. *EAU-EANM-ESTRO-ESUR-SIOG Guidelines on Prostate Cancer-2020 Update. Part 1: Screening, Diagnosis, and Local Treatment with Curative Intent. Eur Urol. 2021 Feb;79(2):243-262.*

Bates AS, Ayers J, Kostakopoulos N, Lumsden T, Schoots IG, Willemse PM, Yuan Y, van den Bergh RCN, Grummet JP, van der Poel HG, Rouvière O, Moris L, Cumberbatch MG, Lardas M, Liew M, Van den Broeck T, Gandaglia G, Fossati N, Briers E, De Santis M, Fanti S, Gillessen S, Oprea-Lager DE, Ploussard G, Henry AM, Tilki D, van der Kwast TH, Wiegel T, N'Dow J, Mason MD, Cornford P, Mottet N, Lam TBL. *A Systematic Review of Focal Ablative Therapy for Clinically Localised Prostate Cancer in Comparison with Standard Management Options: Limitations of the Available Evidence and Recommendations for Clinical Practice and Further Research. Eur Urol Oncol. 2021 Jun;4(3):405-423.*

Veerman H, Houwink API, Schutte PFE, Nieuwenhuijzen JA, Roeleveld TA, Wit E, Mazel JW, van der Sluis TM, Vis AN, van Leeuwen PJ, van der Poel HG. *Reply by Authors. J Urol. 2021 Jun;205(6):1680.*

Meijer D, Luiting HB, van Leeuwen PJ, Remmers S, Jansen BHE, Bodar YJL, Witteveen T, Schaafe EE, van der Poel HG, Wondergem M, Busstra MB, Nieuwenhuijzen JA, Meijnen P, Brabander T, van Moorselaar RJA, Hendrikse NH, Oprea-Lager DE, Roobol MJ, Vis AN. *Reply by Authors. J Urol. 2021 Apr;205(4):1108-1109.*

Meijer D, de Barros HA, van Leeuwen PJ, Bodar YJL, van der Poel HG, Donswijk ML, Hendrikse NH, van Moorselaar RJA, Nieuwenhuijzen JA, Oprea-Lager DE, Vis AN. *Reply by Authors. J Urol. 2021 Jun;205(6):1662.*

Olde Heuvel J, de Wit-van der Veen BJ, Huizing DMV, van der Poel HG, van Leeuwen PJ, Bhairosing PA, Stokkel MPM, Slump CH. *State-of-the-art Intraoperative Imaging Technologies for Prostate Margin Assessment: A Systematic Review. Eur Urol Focus. 2021 Jul;7(4):733-741.*

Knipper S, Ascalone L, Ziegler B, Hohenhorst JL, Simon R, Berliner C, van Leeuwen FWB, van der Poel H, Giesel F, Graefen M, Eiber M, Heck MM, Horn T, Maurer T. *Salvage Surgery in Patients with Local Recurrence After Radical Prostatectomy. Eur Urol. 2021 Apr;79(4):537-544.*

Grivas N, van den Bergh RCN, Brouwer OR, KleinJan GH, Ramirez-Backhaus M, Wilthagen EA, van der Poel HG. *Pelvic lymph node distribution and metastases of prostate and bladder cancer: a systematic literature review and template proposal. World J Urol. 2021 Mar;39(3):751-759.*

Tandogdu Z, Collins J, Shaw G, Rohn J, Koves B, Sachdeva A, Ghazi A, Haese A, Mottrie A, Kumar A, Sivaraman A, Tewari A, Challacombe B, Rocco B, Giedelman C, Wagner C, Rogers CG, Murphy DG, Pushkar D, Ogaya-Pinies G, Porter J, Seetharam KR, Graefen M, Orvieto MA, Moschovas MC, Schatloff O, Wiklund P, Coelho R, Valero R, de Reijke TM, Ahlering T, Rogers T, van der Poel HG, Patel V, Artibani W, Wagenlehner F, Maes K, Rha KH, Nathan S, Bjerklund Johansen TE, Hawkey P, Kelly J. *Management of patients who opt for radical prostatectomy during the coronavirus disease 2019 (COVID-19) pandemic: an international accelerated consensus statement. BJU Int. 2021 Jun;127(6):729-741.*

Beulens AJW, Hashish YAF, Brinkman WM, Umari P, Puliatti S, Koldewijn EL, Hendriks AJM, van Basten JP, van Merriënboer JJG, Van der Poel HG, Bangma CH, Wagner C. *Training novice robot surgeons: Proctoring provides same results as simulator-generated guidance. J Robot Surg. 2021 Jun;15(3):397-428.*

Dell'Oglio P, de Vries HM, Mazzone E, KleinJan GH, Donswijk ML, van der Poel HG, Horenblas S, van Leeuwen FWB, Brouwer OR. Reply to Christian Daniel Fankhauser, Arie Parnham, Vijay Sangar's Letter to the Editor re: Paolo Dell'Oglio, Hielke M. de Vries, Elio Mazzone, et al. *Hybrid Indocyanine Green-^{99m}Tc-nanocolloid for Single-photon Emission Computed Tomography and Combined Radio- and Fluorescence-guided Sentinel Node Biopsy in Penile Cancer: Results of 740 Inguinal Basins Assessed at a Single Institution. Eur Urol 2020;78:865-72. Eur Urol. 2021 Mar;79(3):e74-e75.*

Meershoek P, KleinJan GH, van Willigen DM, Bauwens KP, Spa SJ, van Beurden F, van Gennep EJ, Mottrie AM, van der Poel HG, Buckle T, van Leeuwen FWB, van Oosterom MN. *Multi-wavelength fluorescence imaging with a da Vinci Firefly-a technical look behind the scenes. J Robot Surg. 2021 Oct;15(5):751-760.*

Nathan A, Gershman B, Van der Poel H, Sooriakumaran P. *Centralisation of Care for Prevalent Urological Malignancies: The Case for Prostate Cancer. Eur Urol Focus. 2021 Sep;7(5):920-923.*

Dell'Oglio P, Meershoek P, Maurer T, Wit EMK, van Leeuwen PJ, van der Poel HG, van Leeuwen FWB, van Oosterom MN. *A DROP-IN Gamma Probe for Robot-assisted Radioguided Surgery of Lymph Nodes During Radical Prostatectomy. Eur Urol. 2021 Jan;79(1):124-132.*

Blok JM, van der Poel HG, Kerst JM, Bex A, Brouwer OR, Bosch JLHR, Horenblas S, Meijer RP. *Clinical outcome of robot-assisted residual mass resection in metastatic nonseminomatous germ cell tumor. World J Urol. 2021 Jun;39(6):1969-1976.*

Huang CF, Lingadahalli S, Morova T, Ozturan D, Hu E, Yu IPL, Linder S, Hoogstraat M, Stelloo S, Sar F, van der Poel H, Altintas UB, Saffarzadeh M, Le Bihan S, McConeghy B, Gokbayrak B, Feng FY, Gleave ME, Bergman AM, Collins C, Hach F, Zwart W, Emberly E, Lack NA. *Functional mapping of androgen receptor enhancer activity. Genome Biol. 2021 May 11;22(1):149.*

Hollemans E, Verhoef EI, Bangma CH, Rietbergen J, Osanto S, Pelger RCM, van Wezel T, van der Poel H, Bekers E, Helleman J, Roobol MJ, van Leenders GJLH. *Cribriform architecture in radical prostatectomies predicts oncological outcome in Gleason score 8 prostate cancer patients. Mod Pathol. 2021 Jan;34(1):184-193.*

Beulens AJW, Vaartjes L, Tilli S, Brinkman WM, Umari P, Puliatti S, Koldewijn EL, Hendriks AJM, van Basten JP, van Merriënboer JJG, Van der Poel HG, Bangma CH, Wagner C. *Structured robot-assisted surgery training curriculum for residents in Urology and impact on future surgical activity. J Robot Surg. 2021 Aug;15(4):497-510.*

Beulens AJW, Brinkman WM, Umari P, Koldewijn EL, Hendriks AJM, van Basten JP, van Merriënboer JJG, van der Poel HG, Bangma C, Wagner C. *Identifying the relationship between postoperative urinary continence and residual urethra stump measurements in robot assisted radical prostatectomy patients. Int J Med Robot. 2021 Apr;17(2):e2196.*

Jansen BHE, van Leeuwen PJ, Wondergem M, van der Sluis TM, Nieuwenhuijzen JA, Knol RJJ, van Moorselaar RJA, van der Poel HG, Oprea-Lager DE, Vis AN. *Detection of Recurrent Prostate Cancer Using Prostate-specific Membrane Antigen Positron Emission Tomography in Patients not Meeting the Phoenix Criteria for Biochemical Recurrence After Curative Radiotherapy. Eur Urol Oncol. 2021 Oct;4(5):821-825.*

Dell'Oglio P, Turri F, Larcher A, D'Hondt F, Sanchez-Salas R, Bochner B, Palou J, Weston R, Hosseini A, Canda AE, Bjerggaard J, Cacciamani G, Olsen KØ, Gill I, Piechaud T, Artibani W, van Leeuwen PJ, Stenzl A, Kelly J, Dasgupta P, Wijburg C, Collins JW, Desai M, van der Poel HG, Montorsi F, Wiklund P, Mottrie A; *ERUS Educational Working Group and the YAU Working Group on Robot-assisted Surgery. Definition of a Structured Training Curriculum for Robot-assisted Radical Cystectomy with Intracorporeal Ileal Conduit in Male Patients: A Delphi Consensus Study Led by the ERUS Educational Board. Eur Urol Focus. 2021 Jan 2:S2405-4569(20)30317-5.*

Meijer D, Luiting HB, van Leeuwen PJ, Remmers S, Jansen BHE, Bodar YJL, Witteveen T, Schaake EE, van der Poel HG, Wondergem M, Busstra MB, Nieuwenhuijzen JA, Meijnen P, Brabander T, van Moorselaar RJA, Hendrikse NH, Oprea-Lager DE, Roobol MJ, Vis AN. *Prostate Specific Membrane Antigen Positron Emission Tomography/Computerized Tomography in the Evaluation of Initial Response in Candidates Who Underwent Salvage Radiation Therapy after Radical Prostatectomy for Prostate Cancer. J Urol. 2021 Apr;205(4):1100-1109.*

Blok JM, Meijer RP, van der Poel HG, Bex A, van Vooren J, van Urk JJ, Horenblas S, Bosch JLHR. *Additional surgical procedures and perioperative morbidity in post-chemotherapy retroperitoneal lymph node dissection for metastatic testicular cancer in two intermediate volume hospitals. World J Urol. 2021 Mar;39(3):839-846.*

Marra G, Karnes RJ, Callaris G, Oderda M, Alessio P, Palazzetti A, Battaglia A, Pisano F, Munegato S, Munoz F, Filippini C, Ricardi U, Linares E, Sanchez-Salas R, Goonewardene S, Dasgupta P, Challacombe B, Popert R, Cahill D, Gillatt D, Persad R, Palou J, Joniau S, Smelzo S, Piechaud T, Taille A, Roupert M, Albinini S, van Velthoven R, Morlacco A, Vidit S, Gandaglia G, Mottrie A, Smith J, Joshi S, Fiscus G, Berger A, Aron M, Abreu A, Gill IS, Van Der Poel H, Tilki D, Murphy D, Lawrentschuk N, Davis J, Gontero P. *Oncological outcomes of salvage radical prostatectomy for recurrent prostate cancer in the contemporary era: A multicenter retrospective study. Urol Oncol. 2021 May;39(5):296.e21-296.e29.*

Van den Broeck T, Oprea-Lager D, Moris L, Kailavasan M, Briers E, Cornford P, De Santis M, Gandaglia G, Gillessen Sommer S, Grummet JP, Grivas N, Lam TBL, Lardas M, Liew M, Mason M, O'Hanlon S, Pecanka J, Ploussard G, Rouviere O, Schoots IG, Tilki D, van den Bergh RCN, van der Poel H, Wiegel T, Willemse PP, Yuan CY, Mottet N. *A Systematic Review of the Impact of Surgeon and Hospital Caseload Volume on Oncological and Nononcological Outcomes After Radical Prostatectomy for Nonmetastatic Prostate Cancer. Eur Urol. 2021 Nov;80(5):531-545.*

Moris L, Gandaglia G, Vilaseca A, Van den Broeck T, Briers E, De Santis M, Gillessen S, Grivas N, O'Hanlon S, Henry A, Lam TB, Lardas M, Mason M, Oprea-Lager D, Ploussard G, Rouviere O, Schoots IG, van der Poel H, Wiegel T, Willemse PP, Yuan CY, Grummet JP, Tilki D, van den Bergh RCN, Cornford P, Mottet N. *Evaluation of Oncological Outcomes and Data Quality in Studies Assessing Nerve-sparing Versus Non-Nerve-sparing Radical Prostatectomy in Nonmetastatic Prostate Cancer: A Systematic Review. Eur Urol Focus. 2021 Jun 16:S2405-4569(21)00161-9.*

Lardas M, Grivas N, Debray TPA, Zattoni F, Berridge C, Cumberbatch M, Van den Broeck T, Briers E, De Santis M, Farolfi A, Fossati N, Gandaglia G, Gillessen S, O'Hanlon S, Henry A, Liew M, Mason M, Moris L, Oprea-Lager D, Ploussard G, Rouviere O, Schoots IG, van der Kwast T, van der Poel H, Wiegel T, Willemse PP, Yuan CY, Grummet JP, Tilki D, van den Bergh RCN, Lam TB, Cornford P, Mottet N. *Patient- and Tumour-related Prognostic Factors for Urinary Incontinence After Radical Prostatectomy for Nonmetastatic Prostate Cancer: A Systematic Review and Meta-analysis. Eur Urol Focus. 2021 May 6:S2405-4569(21)00126-7.*

Davies A, Nouruzi S, Ganguli D, Namekawa T, Thaper D, Linder S, Karaođlanođlu F, Omur ME, Kim S, Kobelev M, Kumar S, Sivak O, Bostock C, Bishop J, Hoogstraat M, Talal A, Stelloo S, van der Poel H, Bergman AM, Ahmed M, Fazli L, Huang H, Tilley W, Goodrich D, Feng FY, Gleave M, He HH, Hach F, Zwart W, Beltran H, Selth L, Zoubeidi A. *An androgen receptor switch underlies lineage infidelity in treatment-resistant prostate cancer. Nat Cell Biol. 2021 Sep;23(9):1023-1034.*

Marra G, Callaris G, Alessio P, Oderda M, Palou J, Joniau S, Piechaud T, Smelzo S, Morlacco A, Sharma V, Tilki D, Van der Poel H, Veerman H, Karnes RJ, Gontero P. *Outcomes of Salvage Radical Prostatectomy for M0 Castration-resistant Recurrent Prostate Cancer: A Reasonable Option in the Era of New Antiandrogen Therapies? Eur Urol Focus.* 2021 Jul;7(4):807-811.

Olde Heuvel J, de Wit-van der Veen BJ, van der Poel HG, van Leeuwen PJ, Bekers EM, Grootendorst MR, Vyas KN, Slump CH, Stokkel MPM. *Cerenkov Luminescence Imaging in prostate cancer: not the only light that shines. J Nucl Med.* 2021 Apr 30;jnumed.120.260034.

Veerman H, Donswijk M, Bekers E, Olde Heuvel J, Bodar YJL, Boellaard TN, van Montfoort ML, van Moorselaar RJA, Oprea-Lager DE, Leeuwen van PJ, Vis AN, van der Poel HG. *Clinical Characteristics of Primary Non-PSMA-Expressing Prostate Cancer on preoperative PSMA PET/CT. BJU Int.* 2021 Dec 1.

Albers LF, Tillier CN, van Muilekom E, van Werkhoven E, Elzevier HW, van Rhijn BWG, van der Poel HG, Hendricksen K. *Sexual Satisfaction in Men Suffering From Erectile Dysfunction After Robot-Assisted Radical Prostatectomy for Prostate Cancer: An Observational Study. J Sex Med.* 2021 Feb;18(2):339-346.

Voskuilen CS, van Gennep EJ, Einerhand SMH, Vegt E, Donswijk ML, Bruining A, van der Poel HG, Horenblas S, Hendricksen K, van Rhijn BWG, Mertens LS. *Staging ¹⁸F-fluorodeoxyglucose Positron Emission Tomography/Computed Tomography Changes Treatment Recommendation in Invasive Bladder Cancer. Eur Urol Oncol.* 2021 Feb 11:S2588-9311(21)00029-8.

Siefert JC, Cioni B, Muraro MJ, Alshalalfa M, Vivié J, van der Poel HG, Schoots IG, Bekers E, Feng FY, Wessels LFA, Zwart W, Bergman AM. *The Prognostic Potential of Human Prostate Cancer-Associated Macrophage Subtypes as Revealed by Single-Cell Transcriptomics. Mol Cancer Res.* 2021 Oct;19(10):1778-1791.

Kalampokis N, Grivas N, Karavitakis M, van der Poel H. Re: Aina Salazar, Lucas Regis, Jacques Planas, et al. *A Randomised Controlled Trial to Assess the Benefit of Posterior Rhabdosphincter Reconstruction in Early Urinary Continence Recovery after Robot-assisted Radical Prostatectomy. Eur Urol Oncol. In press. <https://doi.org/10.1016/j.euo.2021.02.005>. Eur Urol Oncol.* 2021 Sep 21:S2588-9311(21)00156-5.

Grivas N, Kalampokis N, van der Poel H. Re: Loc Trinh, Samuel Mingo, Erik B. Vanstrum, et al. *Survival Analysis Using Surgeon Skill Metrics and Patient Factors to Predict Urinary Continence Recovery After Robot-assisted Radical Prostatectomy. Eur Urol Focus. In press. <https://doi.org/10.1016/j.euf.2021.04.001>. Eur Urol Focus.* 2021 Jul 2:S2405-4569(21)00177-2.

Grivas N, van der Poel HG. Re: Rui Farinha, Giuseppe Rosiello, Artur De Oliveira Paludo, et al. *Selective Suturing or Sutureless Technique in Robot-assisted Partial Nephrectomy: Results from a Propensity-score Matched Analysis. Eur Urol Focus. In press. <https://doi.org/10.1016/j.euf.2021.03.019>. Eur Urol Focus. 2021 May 17:S2405-4569(21)00133-4.*

Kneppers J, de Barros H, van der Poel H. Re: Andrew Erickson, Alicia Hayes, Timothy Rajakumar, et al. *A Systematic Review of Prostate Cancer Heterogeneity: Understanding the Clonal Ancestry of Multifocal Disease. Eur Urol Oncol 2021;4:358-69. Eur Urol Oncol. 2021 Oct;4(5):851.*

de Vries HM, Bekers E, van Oosterom MN -, Krakullukcu MB, van der Poel HG, van Leeuwen FWB, Buckle T, Brouwer OR. *c-MET receptor-targeted fluorescence on the road to image-guided surgery in penile squamous cell carcinoma patients. J Nucl Med. 2021 May 14:jnumed.120.261864.*

van der Poel H. *Prostate-specific Membrane Antigen Positron Emission Tomography, Not Conventional Imaging, Should Be Performed for Primary Staging of High-risk Prostate Cancer: Con. Eur Urol Open Sci. 2021 Nov 14;34:68-69.*

Hansum T, Hollemans E, Verhoef EI, Bangma CH, Rietbergen J, Osanto S, Pelger RCM, van Wezel T, van der Poel H, Bekers E, Helleman J, Remmers S, van Leenders GJLH. *Comedonecrosis Gleason pattern 5 is associated with worse clinical outcome in operated prostate cancer patients. Mod Pathol. 2021 Nov;34(11):2064-2070.*

Grivas N, Horsch AD, Wit E, Bruining A, van Sandick J, van der Poel HG. *First Report of Two Cases of Acute Gastric Ischemia after Robot-Assisted Radical Cystectomy. Case Rep Urol. 2021 Jan 27;2021:6697689.*

Meijer D, van Leeuwen PJ, Roberts MJ, Siriwardana AR, Morton A, Yaxley JW, Samaratunga H, Emmett L, van de Ven PM, van der Poel HG, Donswijk ML, Boellaard TN, Schoots IG, Oprea-Lager DE, Coughlin GD, Vis AN. *External Validation and Addition of Prostate-specific Membrane Antigen Positron Emission Tomography to the Most Frequently Used Nomograms for the Prediction of Pelvic Lymph-node Metastases: an International Multicenter Study. Eur Urol. 2021 Aug;80(2):234-242.*

Wit EMK, van Beurden F, Kleinjan GH, Grivas N, de Korne CM, Buckle T, Donswijk ML, Bekers EM, van Leeuwen FWB, van der Poel HG. *The impact of drainage pathways on the detection of nodal metastases in prostate cancer: a phase II randomized comparison of intratumoral vs intraprostatic tracer injection for sentinel node detection. Eur J Nucl Med Mol Imaging. 2021 Nov 8.*

Meijer D, de Barros HA, van Leeuwen PJ, Bodar YJL, van der Poel HG, Donswijk ML, Hendrikse NH, van Moorselaar RJA, Nieuwenhuijzen JA, Oprea-Lager DE, Vis AN. *The Predictive Value of Preoperative Negative Prostate Specific Membrane*

Antigen Positron Emission Tomography Imaging for Lymph Node Metastatic Prostate Cancer. J Urol. 2021 Jun;205(6):1655-1662.

Vd Wiel HJ, Stuiver MM, May AM, van Grinsven S, Benink MFA, Aaronson NK, Oldenburg HSA, van der Poel HG, van Harten WH, Groen WG. *Characteristics of Participants and Nonparticipants in a Blended Internet-Based Physical Activity Trial for Breast and Prostate Cancer Survivors: Cross-sectional Study. JMIR Cancer. 2021 Oct 5;7(4):e25464.*

Veerman H, Boellaard TN, van Leeuwen PJ, Vis AN, Bekers E, Hoeks C, Schoots IG, van der Poel HG. *The detection rate of apical tumour involvement on preoperative MRI and its impact on clinical outcomes in patients with localized prostate cancer. J Robot Surg. 2021 Nov 16.*

Wollersheim BM, Helweg E, Tillier CN, van Muilekom HAM, de Blok W, van der Poel HG, van Asselt KM, Boekhout AH. *The role of routine follow-up visits of prostate cancer survivors in addressing supportive care and information needs: a qualitative observational study. Support Care Cancer. 2021 Nov;29(11):6449-6457.*

Seyrek N, Hollemans E, Osanto S, Pelger RCM, van der Poel HG, Bekers E, Bangma CH, Rietbergen J, Roobol MJ, Schoots IG, van Leenders GJLH. *Cribriiform architecture outperforms percent Gleason pattern 4 and tertiary pattern 5 in predicting outcome of Grade group 2 prostate cancer patients. Histopathology. 2021 Oct 27.*

Luiting HB, Remmers S, Meijer D, Vis AN, Donswijk M, Oprea-Lager DE, Emmett L, Rauscher I, Van der Poel HG, Roobol MJ, van Leeuwen PJ. *External Validation of Two Nomograms Developed for ⁶⁸Ga-PSMA-11 Applied to the Prostate-specific Membrane Antigen Tracer ¹⁸F-DCFPyl: Is Prediction of the Optimal Timing of Salvage Therapy Feasible? Eur Urol Open Sci. 2021 Apr 29;28:47-51.*

Meijer D, van Leeuwen PJ, Donswijk ML, Boellaard TN, Schoots IG, van der Poel HG, Hendrikse HN, Oprea-Lager DE, Vis AN. *Predicting early outcomes in patients with intermediate- and high-risk prostate cancer using prostate-specific membrane antigen positron emission tomography and magnetic resonance imaging. BJU Int. 2021 May 24. doi: 10.1111/bju.15492. Epub ahead of print. PMID: 34028165.*

Meijer D, van Leeuwen PJ, Oosterholt PMJ, Bodar YJL, van der Poel HG, Hendrikse NH, Donswijk ML, Wondergem M, Vellekoop AE, van Moorselaar RJA, Nieuwenhuijzen JA, Oprea-Lager DE, Vis AN. *Management impact of ¹⁸F-DCFPyL PET/CT in hormone-sensitive prostate cancer patients with biochemical recurrence after definitive treatment: a multicenter retrospective study. Eur J Nucl Med Mol Imaging. 2021 Aug;48(9):2960-2969.*

van de Wiel HJ, Stuiver MM, May AM, van Grinsven S, Aaronson NK, Oldenburg HSA, van der Poel HG, Koole SN, Retèl VP, van Harten WH, Groen WG. *Effects of and Lessons Learned from an Internet-Based Physical Activity Support Program (with and without Physiotherapist Telephone Counselling) on Physical Activity*

Levels of Breast and Prostate Cancer Survivors: The PABLO Randomized Controlled Trial. Cancers (Basel). 2021 Jul 21;13(15):3665.

Lindenberg MMA, Retèl VVP, Kieffer JJM, Wijburg CC, Fossion LLMCL, van der Poel HHG, van Harten WWH. *Long-term functional outcomes after robot-assisted prostatectomy compared to laparoscopic prostatectomy: Results from a national retrospective cluster study. Eur J Surg Oncol. 2021 Oct;47(10):2658-2666.*

van Winden LJ, Lanfermeijer M, Heijboer AC, van Tellingen O, Bergman AM, van der Poel HG, Jonker N, van Rossum HH. *Retrospective analysis of serum testosterone levels by LC-MS/MS in chemically castrated prostate cancer patients: Biological variation and analytical performance specifications. Clin Chim Acta. 2021 Oct;521:70-75.*

Veerman H, Houwink API, Schutte PFE, Nieuwenhuijzen JA, Roeleveld TA, Wit E, Mazel JW, van der Sluis TM, Vis AN, van Leeuwen PJ, van der Poel HG. *Intraoperative Strategies to Reduce Catheter-Related Bladder Discomfort in the Early Postoperative Period after Robot-Assisted Radical Prostatectomy. J Urol. 2021 Jun;205(6):1671-1680.*

Privé BM, Janssen MJR, van Oort IM, Muselaers CHJ, Jonker MA, van Gemert WA, de Groot M, Westdorp H, Mehra N, Verzijlbergen JF, Scheenen TWJ, Zámečník P, Barentsz JO, Gotthardt M, Noordzij W, Vogel WV, Bergman AM, van der Poel HG, Vis AN, Oprea-Lager DE, Gerritsen WR, Witjes JA, Nagarajah J. *Update to a randomized controlled trial of lutetium-177-PSMA in Oligo-metastatic hormone-sensitive prostate cancer: the BULLSEYE trial. Trials. 2021 Nov 4;22(1):768.*

Gómez Rivas J, Somani B, Rodriguez Socarrás M, Marra G, Pearce I, Henningsohn L, Zondervan P, van der Poel H, Van Poppel H, N'Dow J, Liatsikos E, Palou J; a European School of Urology collaborative group. *Essentials for Standardising the Undergraduate Urology Curriculum in Europe: Outcomes of a Delphi Consensus from the European School of Urology. Eur Urol Open Sci. 2021 Sep 28;33:72-80.*

Hagens MJ, Veerman H, de Ligt KM, Tillier CN, van Leeuwen PJ, van Moorselaar RJA, van der Poel HG. *Functional outcomes rather than complications predict poor health-related quality of life at 6 months after robot-assisted radical prostatectomy. J Robot Surg. 2021 Jun 12.*

Hinsenveld FJ, Boormans JL, van der Poel HG, van der Schoot DKE, Vis AN, Aben KKH, Arends TJ, Ausems PJ, Baselmans D, Berger C, Berrens A, Bickerstaffe H, Bos SD, Braam M, Buddingh KT, Claus S, Dekker K, van Doeveren T, Einerhand S, Fossion L, van Gennep EJ, van Ginkel N, Palacios G, Hermans T, Hobijn MM, van Huystee SH, Jaspers-Valentijn M, Klaver OS, Koldewijn EL, Korsten L, Lenting A, Lentjes KJ, Luiting HB, van der Meer S, Nieuwenhuijzen JA, Noordzij MA, Nooter RI, Notenboom C, Oomen R, van Roermund J, de Rooij J, Roshani H, Schrier BP, van der Slot MA, Somford DM, Stelwagen PJ, Stroux A, van der West A, Wijsman BP, Windt W, van Zanten P, van Beek SC; *Dutch Cystectomy Snapshot Group.*

Intermediate-term survival of robot-assisted versus open radical cystectomy for muscle-invasive and high-risk non-muscle invasive bladder cancer in The Netherlands. Urol Oncol. 2021 Jul 21:S1078-1439(21)00277-5.

Heesterman BL, van der Poel HG, Schoots IG, Mehra N, Aben KKH. *Prognostic importance of concomitant non-regional lymph node and bone metastases in men with newly diagnosed metastatic prostate cancer. BJU Int. 2021 Nov 6.*

Deijen CL, Vrijenhoek GL, Schaake EE, Vogel WV, Moonen LMF, Pos FJ, van der Poel HG, Borst GR. *PSMA-11-PET/CT versus choline-PET/CT to guide stereotactic ablative radiotherapy for androgen deprivation therapy deferral in patients with oligometastatic prostate cancer. Clin Transl Radiat Oncol. 2021 Jun 29;30:1-6.*

Tillier CN, Vromans RD, Boekhout AH, Veerman H, Wollersheim BM, van Muilekom HAM, Boellaard TN, van Leeuwen PJ, van de Poll-Franse LV, van der Poel HG. *Individual risk prediction of urinary incontinence after prostatectomy and impact on treatment choice in patients with localized prostate cancer. NeuroUrol Urodyn. 2021 Aug;40(6):1550-1558.*

Bedke J, Albiges L, Capitanio U, Giles RH, Hora M, Lam TB, Ljungberg B, Marconi L, Klatte T, Volpe A, Abu-Ghanem Y, Dabestani S, Fernández-Pello S, Hofmann F, Kuusk T, Tahbaz R, Powles T, Bex A. *Updated European Association of Urology Guidelines on Renal Cell Carcinoma: Nivolumab plus Cabozantinib Joins Immune Checkpoint Inhibition Combination Therapies for Treatment-naïve Metastatic Clear-Cell Renal Cell Carcinoma. Eur Urol. 2021 Mar;79(3):339-342.*

Rossi SH, Klatte T, Usher-Smith JA, Fife K, Welsh SJ, Dabestani S, Bex A, Nicol D, Nathan P, Stewart GD, Wilson ECF. *A Decision Analysis Evaluating Screening for Kidney Cancer Using Focused Renal Ultrasound. Eur Urol Focus. 2021 Mar;7(2):407-419.*

Campi R, Stewart GD, Staehler M, Dabestani S, Kuczyk MA, Shuch BM, Finelli A, Bex A, Ljungberg B, Capitanio U. *Novel Liquid Biomarkers and Innovative Imaging for Kidney Cancer Diagnosis: What Can Be Implemented in Our Practice Today? A Systematic Review of the Literature. Eur Urol Oncol. 2021 Feb;4(1):22-41.*

Rini B, Abel EJ, Albiges L, Bex A, Brugarolas J, Bukowski RM, Coleman JA, Drake CG, Figlin RA, Futreal A, Hammers H, Powles T, Rathmell WK, Ricketts CJ, Turajlic S, Wood CG, Leibovich BC. *Summary from the Kidney Cancer Association's Inaugural Think Thank: Coalition for a Cure. Clin Genitourin Cancer. 2021 Apr;19(2):167-175.*

Tan WS, Arianayagam R, Khetrapal P, Rowe E, Kearley S, Mahrous A, Pal R, Fowler W, Heer R, Elajnaf M, Douglas-Moore J, Leyshon Griffiths TR, Voss J, Wilby D, Al Kadhi O, Noel J, Vasdev N, McKay A, Ahmad I, Abu-Nayla I, Lamb B, Hill GT, Narahari K, Kynaston H, Yousuf A, Kusuma VRM, Cresswell J, Cooke P, Chakravarti A, Barod R, Bex A, Kelly JD; *a multicentre collaborator group. Major Urological Cancer Surgery for Patients is Safe and Surgical Training Should Be Encouraged During the COVID-19 Pandemic: A Multicentre Analysis of 30-day*

Outcomes. Eur Urol Open Sci. 2021 Mar;25:39-43.

Fallara G, Bandini M, Larcher A, Pederzoli F, Karakiewicz P, Tian Z, Briganti A, Necchi A, Salonia A, Bertini R, Montorsi F, Bex A, Capitanio U. *High-risk Surgically Resected Renal Cell Carcinoma: Is There a Role for Adjuvant VEGF-TKI Inhibitors? Curr Probl Cancer. 2021 Dec;45(6):100759.*

Bex A. *Increasing the evidence for surveillance of metastatic renal cancer. Cancer. 2021 Jul 1;127(13):2184-2186.*

Kuusk T, Cullen D, Neves JB, Campain N, Barod R, Boleti E, El-Sheikh S, Grant L, Kelly J, Marchetti M, Mumtaz F, Patki P, Ramachandran N, Silva P, Tran-Dang MA, Walkden M, Tran MGB, Powles T, Bex A. *Impact of the first surge of the COVID-19 pandemic on a tertiary referral centre for kidney cancer. BJU Int. 2021 Dec;128(6):752-758.*

Widdershoven CV, Aarts BM, Zondervan PJ, Henderickx MMEL, Klompenhouwer EG, van Delden OM, Prevoo W, Montauban van Swijndregt AD, van Moorselaar RJA, Bex A, Lagerveld BW. *Renal biopsies performed before versus during ablation of T1 renal tumors: implications for prevention of overtreatment and follow-up. Abdom Radiol (NY). 2021 Jan;46(1):373-379.*

Bedke J, Bex A, Schmidinger M. Editorial: *Standard and future in the treatment of renal cell carcinoma. Curr Opin Urol. 2021 May 1;31(3):226-227.*

Ljungberg B, Bex A. *Radical Nephrectomy: The Widening Gap Between Evolution of Technique and Evidence. Eur Urol. 2021 Oct;80(4):440-441.*

Meade A, Oza B, Frangou E, Smith B, Bryant H, Kaplan R, Choodari-Oskooei B, Powles T, Stewart GD, Albiges L, Bex A, Choueiri TK, Davis ID, Eisen T, Fielding A, Harrison DJ, McWhirter A, Mulhere S, Nathan P, Rini B, Ritchie A, Scovell S, Shakeshaft C, Stockler MR, Thorogood N, Larkin J, Parmar MKB. *RAMPART: A model for a regulatory-ready academic-led phase III trial in the adjuvant renal cell carcinoma setting. Contemp Clin Trials. 2021 Sep;108:106481.*

Fernandez-Pello S, Verma N, Kuusk T, Berezowska A, Mumtaz F, Patki P, Tran M, Barod R, Bex A. *Perioperative impact of body mass index on upper urinary tract and renal robot-assisted surgery: a single high-volume centre experience. J Robot Surg. 2021 Jul 27.*

Mir MC, Albiges L, Bex A, Hora M, Giannarini G, Volpe A, Rouprêt M; *EAU Section of Oncological Urology (ESOU) Board. Management of Metastatic Nonclear Renal Cell Carcinoma: What Are the Options and Challenges? Eur Urol Oncol. 2021 Oct;4(5):843-850.*

Oza B, Frangou E, Smith B, Bryant H, Kaplan R, Choodari-Oskooei B, Powles T, Stewart GD, Albiges L, Bex A, Choueiri TK, Davis ID, Eisen T, Fielding A, Harrison D, McWhirter A, Mulhere S, Nathan P, Rini B, Ritchie A, Scovell S, Shakeshaft C, Stockler MR, Thorogood N, Parmar MKB, Larkin J, Meade A. *RAMPART: A phase III multi-arm multi-stage trial of adjuvant checkpoint inhibitors in patients with resected primary renal cell carcinoma (RCC) at high or*

intermediate risk of relapse. Contemp Clin Trials. 2021 Sep;108:106482.

González Serrano A, Martínez Tapia C, de la Taille A, Mongiat-Artus P, Irani J, Bex A, Paillaud E, Audureau E, Barnay T, Laurent M, Canouï-Poitrine F. *Adherence to Treatment Guidelines and Associated Survival in Older Patients with Prostate Cancer: A Prospective Multicentre Cohort Study. Cancers (Basel). 2021 Sep 18;13(18):4694.*

Kuusk T, Neves JB, Tran M, Bex A. *Radiomics to better characterize small renal masses. World J Urol. 2021 Aug;39(8):2861-2868.*

Abu-Ghanem Y, van Thienen JV, Blank C, Aarts MJB, Jewett M, de Jong IJ, Lattouf JB, van Melick HHE, Wood L, Mulders P, Rottey S, Wagstaff J, Zondervan P, Powles T, Neven A, Collette L, Tombal B, Haanen J, Bex A. *Cytoreductive nephrectomy and exposure to sunitinib - a post hoc analysis of the Immediate Surgery or Surgery After Sunitinib Malate in Treating Patients With Metastatic Kidney Cancer (SURTIME) trial. BJU Int. 2021 Oct 27.*

Verhaart SL, Abu-Ghanem Y, Mulder SF, Oosting S, Van Der Veldt A, Osanto S, Aarts MJB, Houtsma D, Peters FPJ, Groenewegen G, Van Herpen CML, Pronk LM, Tascilar M, Hamberg P, Los M, Vreugdenhil G, Polee M, Ten Tije AJ, Haanen JBAG, Bex A, van den Eertwegh AJ. *Real-world Data of Nivolumab for Patients With Advanced Renal Cell Carcinoma in the Netherlands: An Analysis of Toxicity, Efficacy, and Predictive Markers. Clin Genitourin Cancer. 2021 Jun;19(3):274.e1-274.e16.*

Bedke J, Albiges L, Capitanio U, Giles RH, Hora M, Lam TB, Ljungberg B, Marconi L, Klatter T, Volpe A, Abu-Ghanem Y, Dabestani S, Pello SF, Hofmann F, Kuusk T, Tahbaz R, Powles T, Bex A. *The 2021 Updated European Association of Urology Guidelines on Renal Cell Carcinoma: Immune Checkpoint Inhibitor-based Combination Therapies for Treatment-naïve Metastatic Clear-cell Renal Cell Carcinoma Are Standard of Care. Eur Urol. 2021 Oct;80(4):393-397.*

Abu-Ghanem Y, Powles T, Capitanio U, Beisland C, Järvinen P, Stewart GD, Gudmundsson EO, Lam TB, Marconi L, Fernández-Pello S, Nisen H, Meijer RP, Volpe A, Ljungberg B, Klatter T, Dabestani S, Bex A. *The Impact of Histological Subtype on the Incidence, Timing, and Patterns of Recurrence in Patients with Renal Cell Carcinoma After Surgery-Results from RECUR Consortium. Eur Urol Oncol. 2021 Jun;4(3):473-482.*

Kuusk T, Abu-Ghanem Y, Mumtaz F, Powles T, Bex A. *Perioperative therapy in renal cancer in the era of immune checkpoint inhibitor therapy. Curr Opin Urol. 2021 May 1;31(3):262-269.*

Neves JB, Varley R, Agnesi S, Withington J, Rodrigues FB, Warren H, Yuminaga Y, Capitanio U, Rode N, Grant L, Tran-Dang MA, El-Sheikh S, Walkden M, Cullen D, Aitchison M, Patki P, Mumtaz F, Barod R, Bex A, Tran MGB. *Growth and renal function dynamics of renal oncocytomas in patients on active surveillance. BJU Int. 2021 Dec;128(6):722-727.*

Kuusk T, Klatte T, Zondervan P, Lagerveld B, Graafland N, Hendricksen K, Capitanio U, Minervini A, Stewart GD, Ljungberg B, Horenblas S, Bex A. *Outcome after resection of occult and non-occult lymph node metastases at the time of nephrectomy. World J Urol. 2021 Sep;39(9):3377-3383.*

Benamran D, Albiges L, Bex A, Giannarini G, Capitanio U, Rouprêt M; *European Association of Urology Section of Oncological Urology Board. Treatment Options for De Novo Metastatic Clear-cell Renal Cell Carcinoma: Current Recommendations and Future Insights. Eur Urol Oncol. 2021 Sep 13:S2588-9311(21)00150-4.*

Abu-Ghanem Y, Powles T, Capitanio U, Beisland C, Järvinen P, Stewart GD, Gudmundsson E, Lam TBL, Marconi L, Fernández-Pello S, Nisen H, Meijer RP, Volpe A, Ljungberg B, Klatte T, Bensalah K, Dabestani S, Bex A. *Should patients with low-risk renal cell carcinoma be followed differently after nephron-sparing surgery vs radical nephrectomy? BJU Int. 2021 Sep;128(3):386-394.*

Khene ZE, Bex A, Bensalah K. *Adjuvant Therapy After Surgical Resection of Nonmetastatic Renal Cell Carcinoma: One Size Does Not Fit All. Eur Urol. 2021 Nov 16:S0302-2838(21)02136-9.*

Neves JB, Vanaclocha Saiz L, Abu-Ghanem Y, Marchetti M, Tran-Dang MA, El-Sheikh S, Barod R, Beisland C, Capitanio U, Cullen D, Klatte T, Ljungberg B, Mumtaz F, Patki P, Stewart GD, Dabestani S, Tran MGB, Bex A; *RECUR consortium. Pattern, timing and predictors of recurrence after surgical resection of chromophobe renal cell carcinoma. World J Urol. 2021 Oct;39(10):3823-3831.*

Tan WS, Marchese M, Paciotti M, Nguyen DD, Cone EB, Mossanen M, Webster JJ, Barod R, Bex A, Kibel AS, Chang SL, Trinh QD. *Delay in surgery for cT1b-2 kidney cancer beyond 90 days is associated with poorer survival: implications for prioritization during the COVID-19 pandemic. Minerva Urol Nephrol. 2021 Jun;73(3):404-406.*

Aarts BM, Baetens TR, Munoz DC, Oudkerk SF, Solouki AM, Horsch AD, Bex A, Beets-Tan RGH, Klompenhouwer EG, Gómez FM. *Cryoablation for the Treatment of Residual or Recurrent Disease After Prior Microwave Ablation of Renal Cell Carcinoma. Cardiovasc Intervent Radiol. 2021 Jul;44(7):1144-1146.*

Clarke CS, Vindrola-Padros C, Levermore C, Ramsay AIG, Black GB, Pritchard-Jones K, Hines J, Smith G, Bex A, Mughal M, Shackley D, Melnychuk M, Morris S, Fulop NJ, Hunter RM. *How to Cost the Implementation of Major System Change for Economic Evaluations: Case Study Using Reconfigurations of Specialist Cancer Surgery in Part of London, England. Appl Health Econ Health Policy. 2021 Nov;19(6):797-810.*

Satish P, Kuusk T, Campain N, Abu-Ghanem Y, Neves J, Barod R, El-Sheikh S, Mumtaz F, Patki P, Tran M, Tran-Dang MA, Grant L, Klatte T, Bex A. *The European Association of Urology COVID Intermediate-priority Group is Poorly Predictive of Pathological High Risk Among Patients with Renal Tumours. Eur Urol. 2021 Aug;80(2):265-267.*

Powles T, Albiges L, Bex A, Grünwald V, Porta C, Procopio G, Schmidinger M, Suárez C, de Velasco G; *ESMO Guidelines Committee*. *Electronic address: clinicalguidelines@esmo.org*. *ESMO Clinical Practice Guideline update on the use of immunotherapy in early stage and advanced renal cell carcinoma*. *Ann Oncol*. 2021 Dec;32(12):1511-1519.

van Asten SD, de Groot R, van Loenen MM, Castenmiller SM, de Jong J, Monkhorst K, Haanen JBAG, Amsen D, Bex A, Spaapen RM, Wolkers MC. *T cells expanded from renal cell carcinoma display tumor-specific CD137 expression but lack significant IFN- γ , TNF- α or IL-2 production*. *Oncoimmunology*. 2021 Jan 21;10(1):1860482.

Marconi L, Sun M, Beisland C, Klatter T, Ljungberg B, Stewart GD, Dabestani S, Choueiri TK, Bex A. *Prevalence, Disease-free, and Overall Survival of Contemporary Patients With Renal Cell Carcinoma Eligible for Adjuvant Checkpoint Inhibitor Trials*. *Clin Genitourin Cancer*. 2021 Apr;19(2):e92-e99.

Sylvester RJ, Rodríguez O, Hernández V, Turturica D, Bauerová L, Bruins HM, Bründl J, van der Kwast TH, Brisuda A, Rubio-Briones J, Seles M, Hentschel AE, Kusuma VRM, Huebner N, Cotte J, Mertens LS, Volanis D, Cussenot O, Subiela Henríquez JD, de la Peña E, Pisano F, Pešl M, van der Heijden AG, Herdegen S, Zlotta AR, Hacek J, Calatrava A, Mannweiler S, Bosschieter J, Ashabere D, Haitel A, Côté JF, El Sheikh S, Lunelli L, Algaba F, Alemany I, Soria F, Runneboom W, Breyer J, Nieuwenhuijzen JA, Llorente C, Molinaro L, Hulsbergen-van de Kaa CA, Evert M, Kiemeny LALM, N'Dow J, Plass K, Čapoun O, Soukup V, Dominguez-Escrig JL, Cohen D, Palou J, Gontero P, Burger M, Zigeuner R, Mostafid AH, Shariat SF, Rouprêt M, Compérat EM, Babjuk M, van Rhijn BWG. *European Association of Urology (EAU) Prognostic Factor Risk Groups for Non-muscle-invasive Bladder Cancer (NMIBC) Incorporating the WHO 2004/2016 and WHO 1973 Classification Systems for Grade: An Update from the EAU NMIBC Guidelines Panel*. *Eur Urol*. 2021 Apr;79(4):480-488.

van Doeveren T, Nakauma-Gonzalez JA, Mason AS, van Leenders GJLH, Zuiverloon TCM, Zwarthoff EC, Meijssen IC, van der Made AC, van der Heijden AG, Hendricksen K, van Rhijn BWG, Voskuilen CS, van Riet J, Dinjens WNM, Dubbink HJ, van de Werken HJG, Boormans JL. *The clonal relation of primary upper urinary tract urothelial carcinoma and paired urothelial carcinoma of the bladder*. *Int J Cancer*. 2021 Feb 15;148(4):981-987.

D'Andrea D, Matin S, Black PC, Petros FG, Zargar H, Dinney CP, Cookson MS, Kassouf W, Dall'Era MA, McGrath JS, Wright JL, Thorpe AC, Morgan TM, Holzbeierlein JM, Bivalacqua TJ, Sridhar SS, North S, Barocas DA, Lotan Y, Stephenson AJ, van Rhijn BW, Spiess PE, Daneshmand S, Shariat SF. *Comparative effectiveness of neoadjuvant chemotherapy in bladder and upper urinary tract urothelial carcinoma*. *BJU Int*. 2021 May;127(5):528-537.

Stokkel LE, Stokkel MPM, Donswijk ML, Lahaye MJ, Bekers EM, van Rhijn BWG, Mertens LS. *The Diagnostic Value of FDG-PET/CT for Urachal Cancer*. *Clin Genitourin Cancer*. 2021 Oct;19(5):373-380.

Richters A, Ripping TM, Kiemeney LA, Leliveld AM, van Rhijn BWG, Oddens JR, van Moorselaar RJA, Goossens-Laan CA, Meijer RP, Boormans JL; *BlaZIB Study Group, Witjes JA, Aben KKH. Hospital volume is associated with postoperative mortality after radical cystectomy for treatment of bladder cancer. BJU Int. 2021 Oct;128(4):511-518.*

Foerster B, Abufaraj M, Mari A, Seisen T, Bandini M, Schweitzer D, Czech AK, Moschini M, D'Andrea D, Bianchi M, Hendricksen K, Rouprêt M, Briganti A, van Rhijn BWG, Chłosta P, Colin P, John H, Shariat SF. *The Performance of Tumor Size as Risk Stratification Parameter in Upper Tract Urothelial Carcinoma (UTUC). Clin Genitourin Cancer. 2021 Jun;19(3):272.e1-272.e7.*

van Rhijn BWG, Hentschel AE, Bründl J, Compérat EM, Hernández V, Čapoun O, Bruins HM, Cohen D, Rouprêt M, Shariat SF, Mostafid AH, Zigeuner R, Dominguez-Escrig JL, Burger M, Soukup V, Gontero P, Palou J, van der Kwast TH, Babjuk M, Sylvester RJ; *Multi-center EAU Non-Muscle-Invasive Bladder Cancer Guidelines Panel Study Consortium on the WHO1973 WHO 2004 2016 Classification Systems for Grade. Prognostic Value of the WHO1973 and WHO2004/2016 Classification Systems for Grade in Primary Ta/T1 Non-muscle-invasive Bladder Cancer: A Multicenter European Association of Urology Non-muscle-invasive Bladder Cancer Guidelines Panel Study. Eur Urol Oncol. 2021 Apr;4(2):182-191.*

Soria F, Black PC, Fairey AS, Cookson MS, Yu EY, Kassouf W, Dall'Era MA, Sridhar SS, McGrath JS, Wright JL, Thorpe AC, Morgan TM, Daneshmand S, Holzbeierlein JM, Bivalacqua TJ, North S, Barocas DA, Lotan Y, Grivas P, Stephenson AJ, Shah JB, van Rhijn BW, Spiess PE, Shariat SF, Gontero P. *Neoadjuvant chemotherapy plus radical cystectomy versus radical cystectomy alone in clinical T2 bladder cancer without hydronephrosis. BJU Int. 2021 Jul;128(1):79-87.*

Babjuk M, Burger M, Capoun O, Cohen D, Compérat EM, Dominguez Escrig JL, Gontero P, Liedberg F, Masson-Lecomte A, Mostafid AH, Palou J, van Rhijn BWG, Rouprêt M, Shariat SF, Seisen T, Soukup V, Sylvester RJ. *European Association of Urology Guidelines on Non-muscle-invasive Bladder Cancer (Ta, T1, and Carcinoma in Situ). Eur Urol. 2021 Sep 9:S0302-2838(21)01978-3.*

van der Kwast T, Liedberg F, Black PC, Kamat A, van Rhijn BWG, Algaba F, Berman DM, Hartmann A, Lopez-Beltran A, Samaratunga H, Varma M, Cheng L. *International Society of Urological Pathology Expert Opinion on Grading of Urothelial Carcinoma. Eur Urol Focus. 2021 Mar 23:S2405-4569(21)00096-1.*

Haas M, Huber T, Pickl C, van Rhijn BWG, Gužvić M, Gierth M, Breyer J, Burger M, Mayr R. *The comprehensive complication index is associated with a significant increase in complication severity between 30 and 90 days after radical cystectomy for bladder cancer. Eur J Surg Oncol. 2021 May;47(5):1163-1171.*

Albers LF, Tillier CN, van Muilekom E, van Werkhoven E, Elzevier HW, van Rhijn BWG, van der Poel HG, Hendricksen K. *Sexual Satisfaction in Men Suffering From Erectile Dysfunction After Robot-Assisted Radical Prostatectomy for Prostate Cancer: An Observational Study*. *J Sex Med*. 2021 Feb;18(2):339-346.

van der Kwast T, Van Rhijn B, Kamat A, Cheng L. Reply to Rodolfo Montironi, Marina Scarpelli, Alessia Cimadamore, and Gregor Mikuz's Letter to the Editor re: Theo van der Kwast, Fredrik Liedberg, Peter C. Black, et al. *International Society of Urological Pathology Expert Opinion on Grading of Urothelial Carcinoma*. *Eur Urol Focus*. In press. <https://doi.org/10.1016/j.euf.2021.03.017>. *Focus on Our Personal Recollections and Observations*. *Eur Urol Focus*. 2021 May 12:S2405-4569(21)00131-0.

Pisano F, Gontero P, Sylvester R, Joniau S, Serretta V, Larré S, Di Stasi S, van Rhijn B, Witjes A, Grotenhuis A, Colombo R, Briganti A, Babjuk M, Soukup V, Malmstrom PU, Irani J, Malats N, Baniel J, Mano R, Cai T, Cha E, Ardelt P, Varkarakis J, Bartoletti R, Dalbagni G, Shariat SF, Xylinas E, Karnes RJ, Palou J. *Risk factors for residual disease at re-TUR in a large cohort of T1G3 patients*. *Actas Urol Esp (Engl Ed)*. 2021 Jul-Aug;45(6):473-478. English, Spanish.

D'Andrea D, Black PC, Zargar H, Dinney CP, Soria F, Cookson MS, Montgomery JS, Kassouf W, Dall'Era MA, Sridhar SS, McGrath JS, Wright JL, Thorpe AC, Holzbeierlein JM, Carrión DM, Di Trapani E, Bivalacqua TJ, North S, Barocas DA, Lotan Y, Grivas P, Stephenson AJ, van Rhijn BW, Daneshmand S, Spiess PE, Shariat SF. *Identifying the Optimal Number of Neoadjuvant Chemotherapy Cycles in Patients with Muscle Invasive Bladder Cancer*. *J Urol*. 2021 Aug 27:101097JU00000000000002190.

D'Andrea D, Black PC, Zargar H, Zargar-Shoshtari K, Soria F, Fairey AS, Mertens LS, Dinney CP, Mir MC, Krabbe LM, Cookson MS, Jacobsen NE, Montgomery JS, Vasdev N, Yu EY, Xylinas E, Campaign NJ, Kassouf W, Dall'Era MA, Seah JA, Ercole CE, Horenblas S, Sridhar SS, McGrath JS, Aning J, Wright JL, Thorpe AC, Morgan TM, Holzbeierlein JM, Bivalacqua TJ, North S, Barocas DA, Lotan Y, Grivas P, Stephenson AJ, Shah JB, van Rhijn BW, Daneshmand S, Spiess PE, Shariat SF. *Association of age with response to preoperative chemotherapy in patients with muscle-invasive bladder cancer*. *World J Urol*. 2021 Dec;39(12):4345-4354.

D'Andrea D, Soria F, Grotenhuis AJ, Cha EK, Malats N, Di Stasi S, Joniau S, Cai T, van Rhijn BWG, Irani J, Karnes J, Varkarakis J, Baniel J, Palou J, Babjuk M, Spahn M, Ardelt P, Colombo R, Serretta V, Dalbagni G, Gontero P, Bartoletti R, Larré S, Malmstrom PU, Sylvester R, Shariat SF. *Association of patients' sex with treatment outcomes after intravesical bacillus Calmette-Guérin immunotherapy for T1G3/HG bladder cancer*. *World J Urol*. 2021 Sep;39(9):3337-3344.

van Hoogstraten LMC, van Gennep EJ, Kiemeneij LALM, Witjes JA, Voskuilen CS, Deelen M, Mertens LS, Meijer RP, Boormans JL, Robbrecht DGJ, Beerepoot LV, Verhoeven RHA, Ripping TM; BlaZIB Study Group, van Rhijn BWG, Aben KKH, Hermans TJN. *Occult lymph node metastases in patients without residual muscle-invasive bladder cancer at radical cystectomy with or without neoadjuvant chemotherapy: a nationwide study of 5417 patients. World J Urol. 2021 Sep 28.*

Claps F, van de Kamp MW, Mayr R, Bostrom PJ, Boormans JL, Eckstein M, Mertens LS, Boevé ER, Neuzillet Y, Burger M, Pouessel D, Trombetta C, Wullich B, van der Kwast TH, Hartmann A, Allory Y, Lotan Y, Shariat SF, Zuiverloon TCM, Mir MC, van Rhijn BWG. *Risk factors associated with positive surgical margins' location at radical cystectomy and their impact on bladder cancer survival. World J Urol. 2021 Dec;39(12):4363-4371.*

Claps F, Rai S, Mir MC, van Rhijn BWG, Mazzon G, Davis LE, Valadon CL, Silvestri T, Rizzo M, Ankem M, Liguori G, Celia A, Trombetta C, Pavan N. *Prognostic value of preoperative albumin-to-fibrinogen ratio (AFR) in patients with bladder cancer treated with radical cystectomy. Urol Oncol. 2021 Dec;39(12):835.e9-835.e17.*

Stokkel LE, van Montfoort ML, van Boven HH, Mertens LS, van Rhijn BWG. *Two Patients with Urachal Cancer with Multifocal Adenocarcinoma Recurrences in the Urothelium of the Prostatic and Penile Urethra. Eur Urol Open Sci. 2021 Sep 24;33:56-60.*

Krajewski W, Moschini M, Chorbińska J, Nowak Ł, Poletajew S, Tukiendorf A, Afferi L, Teoh JY, Muilwijk T, Joniau S, Tafuri A, Antonelli A, Cianflone F, Mari A, Di Trapani E, Hendricksen K, Alvarez-Maestro M, Rodríguez-Serrano A, Simone G, Zamboni S, Simeone C, Marconi MC, Mastroianni R, Ploussard G, Laukhtina E, Tully K, Kołodziej A, Krajewska J, Piszczek R, Xylinas E, Zdrojowy R; *European Association of Urology—Young Academic Urologists (EAU-YAU) Urothelial carcinoma working group. Delaying BCG immunotherapy onset after transurethral resection of non-muscle-invasive bladder cancer is associated with adverse survival outcomes. World J Urol. 2021 Jul;39(7):2545-2552.*

Pradere B, D'Andrea D, Schuettfort VM, Foerster B, Quhal F, Mori K, Abufaraj M, Margulis V, Deuker M, Briganti A, Muilwijk T, Hendricksen K, Lotan Y, Karakiewicz P, F Shariat S; UTUC collaboration. *Pre-therapy serum albumin-to-globulin ratio in patients treated with neoadjuvant chemotherapy and radical nephroureterectomy for upper tract urothelial carcinoma. World J Urol. 2021 Jul;39(7):2567-2577.*

Afferi L, Zamboni S, Karnes RJ, Roghmann F, Sargos P, Montorsi F, Briganti A, Gallina A, Mattei A, Schulz GB, Hendricksen K, Voskuilen CS, Rink M, Poyet C, De Cobelli O, di Trapani E, Simeone C, Soligo M, Simone G, Tuderti G, Alvarez-Maestro M, Martínez-Piñeiro L, Aziz A, Shariat SF, Abufaraj M, Xylinas E, Moschini M; *European Association of Urology-Young Academic Urologists (EAU-YAU) Urothelial Carcinoma Working Group. The impact of treatment modality on survival in patients with clinical node-positive bladder cancer: results from a multicenter collaboration. World J Urol. 2021 Feb;39(2):443-451.*

Zamboni S, Afferi L, Soria F, Aziz A, Abufaraj M, Poyet C, Necchi A, D'Andrea D, Simone G, Ferriero M, Di Trapani E, Simeone C, Antonelli A, Gallina A, Montorsi F, Briganti A, Colombo R, Gandaglia G, Mattei A, Baumeister P, Mordasini L, Hendricksen K, Voskuilen CS, Rink M, Shariat SF, Xylinas E, Moschini M. *Adjuvant chemotherapy is ineffective in patients with bladder cancer and variant histology treated with radical cystectomy with curative intent.* *World J Urol.* 2021 Jun;39(6):1947-1953.

Pijpers OM, Hendricksen K, Mostafid H, de Jong FC, Rosier M, Mayor N, de Jong JJ, Boormans JL. *Long-term efficacy of hyperthermic intravesical chemotherapy for BCG-unresponsive non-muscle invasive bladder cancer.* *Urol Oncol.* 2021 Aug 29:S1078-1439(21)00337-9.

Foerster B, Abufaraj M, Matin SF, Azizi M, Gupta M, Li WM, Seisen T, Clinton T, Xylinas E, Mir MC, Schweitzer D, Mari A, Kimura S, Bandini M, Mathieu R, Ku JH, Marcq G, Guruli G, Grabbert M, Czech AK, Muilwijk T, Pycha A, D'Andrea D, Petros FG, Spiess PE, Bivalacqua T, Wu WJ, Rouprêt M, Krabbe LM, Hendricksen K, Egawa S, Briganti A, Moschini M, Graffelle V, Kassouf W, Autorino R, Heidenreich A, Chlosta P, Joniau S, Soria F, Pierorazio PM, Shariat SF. *Pretreatment Risk Stratification for Endoscopic Kidney-sparing Surgery in Upper Tract Urothelial Carcinoma: An International Collaborative Study.* *Eur Urol.* 2021 Oct;80(4):507-515.

Lonati C, Baumeister P, Afferi L, Mari A, Minervini A, Krajewski W, Azizi S, Hendricksen K, Martini A, Necchi A, Montorsi F, Briganti A, Colombo R, Tafuri A, Antonelli A, Cerruto MA, Rouprêt M, Masson-Lecomte A, Laukhtina E, D'Andrea D, Shariat SF, Soria F, Marra G, Gontero P, Contieri R, Hurle R, Valiquette AS, Mir MC, Zamboni S, Simeone C, Klatter T, Teoh JY, Yoshida S, Fujii Y, Carando R, Schulz GB, Mordasini L, Mattei A, Moschini M; *European Association of Urology Young Academic Urologists (EAU-YAU): Urothelial Carcinoma Working Group.* *Survival Outcomes After Immediate Radical Cystectomy Versus Conservative Management with Bacillus Calmette-Guérin Among T1 High-grade Micropapillary Bladder Cancer Patients: Results from a Multicentre Collaboration.* *Eur Urol Focus.* 2021 Aug 18:S2405-4569(21)00195-4.

Marcq G, Foerster B, Abufaraj M, Matin SF, Azizi M, Gupta M, Li WM, Seisen T, Clinton T, Xylinas E, Mir MC, Schweitzer D, Mari A, Kimura S, Bandini M, Mathieu R, Ku JH, Guruli G, Grabbert M, Czech AK, Muilwijk T, Pycha A, D'Andrea D, Petros FG, Spiess PE, Bivalacqua T, Wu WJ, Rouprêt M, Krabbe LM, Hendricksen K, Egawa S, Briganti A, Moschini M, Graffelle V, Autorino R, John P, Heidenreich A, Chlosta P, Joniau S, Soria F, Pierorazio PM, Shariat SF, Kassouf W. *Novel Classification for Upper Tract Urothelial Carcinoma to Better Risk-stratify Patients Eligible for Kidney-sparing Strategies: An International Collaborative Study.* *Eur Urol Focus.* 2021 Mar 24:S2405-4569(21)00097-3.

Albisinni S, Diamand R, Mjaess G, Assenmacher G, Assenmacher C, Loos S, Verhoest G, Holz S, Naudin M, Ploussard G, Mari A, Di Maida F, Minervini A, Aoun F, Tay A, Issa R, Roumigué M, Bajeot AS, Simone G, Anceschi U, Umari P, Sridhar A, Kelly J, Hendricksen K, Einerhand S, Sanchez-Salas R, Colomer A, Quackels T, Peltier A, Montorsi F, Briganti A, Pradere B, Moschini M, Roumeguère T.

Continuing acetylsalicylic acid during Robotic-Assisted Radical Cystectomy with intracorporeal urinary diversion does not increase hemorrhagic complications: results from a large multicentric cohort. Urol Oncol. 2021 Sep 24:S1078-1439(21)00388-4.

Mazzone E, Dell'Oglio P, Grivas N, Wit E, Donswijk M, Briganti A, Leeuwen FV, Poel HV. *Diagnostic Value, Oncologic Outcomes, and Safety Profile of Image-Guided Surgery Technologies During Robot-Assisted Lymph Node Dissection with Sentinel Node Biopsy for Prostate Cancer. J Nucl Med. 2021 Oct;62(10):1363-1371.*

van den Bergh RCN, van Leeuwen PJ. *Adherence to Active Surveillance Protocols: Well Meant but Overconcerned? Eur Urol Oncol. 2021 Apr;4(2):202-203.*

Berrens AC, van Leeuwen PJ, Maurer T, Hadaschik BA, Krafft U. *Implementation of radioguided surgery in prostate cancer. Q J Nucl Med Mol Imaging. 2021 Sep;65(3):202-214.*

Hagens MJ, van Leeuwen PJ. *A Future Prebiopsy Imaging-guided Pathway to Safely Omit Systematic Biopsies and Prevent Diagnosis of Indolent Prostate Cancer. Eur Urol. 2021 Dec;80(6):690-692.*

van Doeveren T, van der Mark M, van Leeuwen PJ, Boormans JL, Aben KKH. *Rising incidence rates and unaltered survival rates for primary upper urinary tract urothelial carcinoma: a Dutch population-based study from 1993 to 2017. BJU Int. 2021 Sep;128(3):343-351.*

Bodar Y, Koene B, Meijer D, van Leeuwen PJ, Nadorp S, Donswijk ML, Hendrikse NH, Oprea-Lager DE, Vis AN. *Determining the diagnostic value of PSMA-PET/CT imaging in patients with persistent high prostate specific antigen levels and negative prostate biopsies. Urol Oncol. 2021 Aug 14:S1078-1439(21)00311-2.*

Aalbersberg EA, Verwoerd D, Mylvaganan-Young C, de Barros HA, van Leeuwen PJ, Sonneborn-Bols M, Donswijk ML. *Occupational Radiation Exposure of Radiopharmacy, Nuclear Medicine, and Surgical Personnel During Use of [^{99m}Tc]Tc-PSMA-I&S for Prostate Cancer Surgery. J Nucl Med Technol. 2021 Dec;49(4):334-338.*

Rietbergen DD, VAN Oosterom MN, Kleinjan GH, Brouwer OR, Valdes-Olmos RA, VAN Leeuwen FW, Buckle T. *Interventional nuclear medicine: a focus on radioguided intervention and surgery. Q J Nucl Med Mol Imaging. 2021 Mar;65(1):4-19.*

Bandini M, Zhu Y, Ye DW, Ornellas AA, Watkin N, Ayres B, Hakenberg OW, Heidenreich A, Raggi D, Giannatempo P, Marandino L, Haidl F, Pederzoli F, Briganti A, Montorsi F, Chipollini J, Azizi M, De Meerleer G, Brouwer OR, Grass GD, Johnstone PA, Albersen M, Spiess PE, Necchi A. *Contemporary Treatment Patterns and Outcomes for Patients with Penile Squamous Cell Carcinoma: Identifying Management Gaps to Promote Multi-institutional Collaboration. Eur Urol Oncol. 2021 Feb;4(1):121-123.*

Bandini M, Ross JS, Zhu Y, Ye DW, Ornellas AA, Watkin N, Ayres BA, Hakenberg OW, Heidenreich A, Salvioni R, Catanzaro M, Raggi D, Giannatempo P, Marandino L, Haidl F, Pederzoli F, Briganti A, Montorsi F, Chipollini J, Azizi M, De Meerleer G, Brouwer OR, Grass GD, Johnstone PA, Albersen M, Spiess PE, Necchi A. *Association Between Human Papillomavirus Infection and Outcome of Perioperative Nodal Radiotherapy for Penile Carcinoma. Eur Urol Oncol. 2021 Oct;4(5):802-810.*

Cakir OO, Castiglione F, Tandogdu Z, Collins J, Alnajjar HM, Akers C, Albersen M, Alifrangis C, Ayres B, Brouwer O, Cullen I, Hawkey P, Jakobsen JK, Johansen TEB, Kalejaiye O, Kaul A, Köves B, Kumar V, Mancini M, Mitra AV, Parnham A, Pozzi E, Protzel C, Sangar VK, Wagenlehner F, Muneer A. *Management of penile cancer patients during the COVID-19 pandemic: An eUROGEN accelerated Delphi consensus study. Urol Oncol. 2021 Mar;39(3):197.e9-197.e17.*

Roussel E, Peeters E, Vanthoor J, Bozzini G, Muneer A, Ayres B, Sri D, Watkin N, Bhattar R, Parnham A, Sangar V, Lau M, Joice G, Bivalacqua TJ, Chipollini J, Spiess PE, Hatzichristodoulou G, de Vries L, Brouwer O, Albersen M; eUROGEN, the Young Academic Urologists (YAU) Working Group of Men's Health. *Predictors of local recurrence and its impact on survival after glansectomy for penile cancer: time to challenge the dogma? BJU Int. 2021 May;127(5):606-613.*

A S Johnstone P, de Vries HM, Chipollini J, Daniel Grass G, Boyd F, Korke F, Albersen M, Roussel E, Zhu Y, Ye DW, Master V, Le TL, Muneer A, Brouwer OR, Spiess PE. *Impact of radiation therapy on perineal urethrostomy for penile cancer. Clin Transl Radiat Oncol. 2021 Aug 9;30:84-87.*

de Vries HM, Chipollini J, Slongo J, Boyd F, Korke F, Albersen M, Roussel E, Zhu Y, Ye DW, Master V, Le TL, Johnstone PA, Muneer A, Brouwer OR, Spiess PE. *Outcomes of perineal urethrostomy for penile cancer: A 20-year international multicenter experience. Urol Oncol. 2021 Aug;39(8):500.e9-500.e13.*

DE Vries HM, Schottelius M, Brouwer OR, Buckle T. *The role of fluorescent and hybrid tracers in radioguided surgery in urogenital malignancies. Q J Nucl Med Mol Imaging. 2021 Sep;65(3):261-270.*

Vlaskamp DRM, Rump P, Callenbach PMC, Brilstra EH, Velthuisen ME, Brouwer OF, Ranchor AV, van Ravenswaaij-Arts CMA. *Changes in empowerment and anxiety of patients and parents during genetic counselling for epilepsy. Eur J Paediatr Neurol. 2021 May;32:128-135.*

Berger DMS, van den Berg NS, van der Noort V, van der Hiel B, Valdés Olmos RA, Buckle TA, KleinJan GH, Brouwer OR, Vermeeren L, Karakullukçu B, van den Brekel MWM, van de Wiel BA, Nieweg OE, Balm AJM, van Leeuwen FWB, Klop WMC. *Technologic (R)Evolution Leads to Detection of More Sentinel Nodes in Patients with Melanoma in the Head and Neck Region. J Nucl Med. 2021 Oct;62(10):1357-1362.*

Rafael TS, de Vries HM, Ottenhof SR, Hofland I, Broeks A, de Jong J, Bekers

E, Horenblas S, de Menezes RX, Jordanova ES, Brouwer OR. *Distinct Patterns of Myeloid Cell Infiltration in Patients With hrHPV-Positive and hrHPV-Negative Penile Squamous Cell Carcinoma: The Importance of Assessing Myeloid Cell Densities Within the Spatial Context of the Tumor.* *Front Immunol.* 2021 Jun 14;12:682030.

Ottenhof SR, Djajadiningrat RS, Versleijen MWJ, Donswijk ML, van der Noort V, Brouwer OR, Graafland NM, Vegt E, Horenblas S. *F-18 Fluorodeoxyglucose Positron Emission Tomography with Computed Tomography Has High Diagnostic Value for Pelvic and Distant Staging in Patients with High-risk Penile Carcinoma.* *Eur Urol Focus.* 2021 Mar 5:S2405-4569(21)00055-9.

Gordijn R, Nicolai MPJ, Elzevier HW, Guchelaar HJ, Teichert M. *An estimation of patients at potential risk for drug-induced sexual dysfunction using pharmacy dispensing data.* *Fam Pract.* 2021 Jun 17;38(3):292-298.

Gordijn R, Teichert M, Nicolai MPJ, Elzevier HW, Guchelaar HJ, Hughes CM. *Learning From Consultations Conducted by Community Pharmacists in Northern Ireland for Nonprescription Sildenafil: A Qualitative Study Using the Theoretical Domains Framework.* *Sex Med.* 2021 Oct 7;9(6):100440.

Krouwel EM, Jansen TG, Nicolai MPJ, Dieben SWM, Luelmo SAC, Putter H, Pelger RCM, Elzevier HW. *Identifying the Need to Discuss Infertility Concerns Affecting Testicular Cancer Patients: An Evaluation (INDICATE Study).* *Cancers (Basel).* 2021 Feb 1;13(3):553.

Krouwel EM, Birkhoff EML, Nicolai MPJ, Osanto S, Putter H, Pelger RCM, Elzevier HW. *An Educational Need Regarding Treatment-Related Infertility and Fertility Preservation: a National Survey Among Members of the Dutch Society for Medical Oncologists.* *J Cancer Educ.* 2021 Oct 8.